

BEAVERTAIL™



877-935-9088

explorebeavertail.com

411 West Congress Street
Maple Lake, Minnesota 55358

NO COMPROMISES. NO EXCUSES. NO SHORTCUTS.

BEAVERTAIL™





BEAVERTAIL™



OUR STATEMENT IS TRUE.

No Compromises. No Excuses. No Shortcuts.

At Beavertail, we understand, because just like you we've been there. Time in the field and passion for the outdoors drives us to design and build products that go beyond "good enough" and enhance our invaluable time in the outdoors. Look under the surface and you'll see innovation and thoughtful design built into every product we offer.

PHANTOM

1 Person Waterfowling Kayak

Built as a waterfowler's kayak, the Phantom is engineered to overcome the challenges found when hunting out of a smooth bottomed conventional kayak. With a catamaran style hull, the Phantom is extremely stable for shooting and tossing decoys along with the ability to support the additional weight of hunting gear.

- 100% Thick and Rugged RotoMolded Polyethylene
- Air-Filled Inner Structure
- Catamaran Style Bottom For Outstanding Stability
- Water-Resistant Front Storage Compartment
- Contoured Back and Head Rest
- Non-Skid Floor
- Tie-Down Slots – Front & Rear
- Interior Foot Rests
- Handles – Front & Rear



ITEM #	MODEL	COLOR	OVERALL DIMENSIONS	COCKPIT DIMENSIONS	WEIGHT	WEIGHT CAP
400238	Phantom	Marsh Brown	9' L x 32" W x 13" H	6'3" L x 29" W x 9" H	75 lbs	360 lbs

(person, motor, gear)

PHANTOM

1 Person Waterfowling Kayak

BEAVERTAIL BLANKET

Allows total concealment in a variety of field settings. 3D leafy ghillie-style camo outperforms conventional camo patterns. Low-profile polyester and burlap. Sewn-in vegetation straps for adding natural cover. Effective with or without a blind. No shadows. Works great on wary, hard-hunted birds. Dimensions: 7' L x 4.5' W Weight: 3.7 lbs.

ITEM #s

401148
Chisel-Plowed Field

401149
Golden Grain

401189
Snow Camo



PHANTOM PADDLE

9ft kayak paddle with removable ends for easy storage.

ITEM # 400234



GHILLIE GRASS MAT

Conforms to any shape, can be dyed or painted and installs easily. One mat covers approximately 20 square feet.

ITEM # 400161 Green
400162 Natural



GHILLIE GRASS BUNDLES

Durable, all natural raffia with clip-on hooks installs easily. 10 Bundles per package covers approximately 20 square feet.

ITEM # 400160 Green
400159 Natural



OPTIONAL ACCESSORIES

More accessories listed on page 17

FINAL ATTACK

Multi-Function Boat/Blind

The most versatile sneak boat on the market today. Ultra-low profile boat, works great as a pit blind or portable field blind in wet, muddy, or flooded fields. The Final Attack has a very low profile when used in extremely short vegetation while providing plenty of storage for you and your hunting gear.

- 100% Thick and Rugged RotoMolded Polyethylene
- Added Flotation Foam
- Low-Profile Design
- Transom for 2 HP Motor
- Built-In Wheels for Easy Transport
- Stake Down Holes - Front & Back
- Tow Rope Holes



ITEM #	MODEL	COLOR	OVERALL DIMENSIONS	COCKPIT DIMENSIONS	WEIGHT	WEIGHT CAP
400151	Final Attack	Marsh Brown	8' L x 44" W x 14" H	4'10" L x 26" W x 13" H	85 lbs	420 lbs
						(person, motor, gear)

FINAL ATTACK

Multi-Function Boat/Blind



FINAL ATTACK QUICK COVER

Rugged, 600 Denier waterproof and windproof polyester built on a strong and light aluminum frame. Flip-open doors allow for fast action, while vegetation straps make for easy concealment.

ITEM #	
401359	Karma Wetland



FINAL ATTACK BACK REST

Custom back support for all day comfort in your Final Attack.

ITEM # 401062 Marsh Brown



FINAL ATTACK PIT COVER

Removable pit and storage cover designed to keep water and critters out when the boat is not in use.

ITEM # 401035 Marsh Brown

OPTIONAL ACCESSORIES

STEALTH 1200

1-2 Person Sneak Boat

The Stealth 1200 provides the ultimate in stability for sitting or standing, throwing decoys or shooting, without sacrificing shallow water capabilities. This boat can be propelled with a push pole, paddles, or an electric trolling motor.

- 100% Thick and Rugged RotoMolded Polyethylene
- Air-Filled Inner Structure
- Catamaran Style Bottom for Outstanding Stability
- Water-Resistant Storage Compartments – Front & Rear
- Single Interior Gun Rack and Shell Holder
- Decoy Slots – Both Sides
- Contoured Seat
- Non-Skid Floor
- Side Storage Areas
- Tie-Down Slots – Front and Rear



ITEM #	MODEL	COLOR	OVERALL DIMENSIONS	COCKPIT DIMENSIONS	WEIGHT	WEIGHT CAP
400083	Stealth 1200	Marsh Brown	12' L x 44" W x 17" H	8' L x 27" W x 13" H	115 lbs	550 lbs (person, motor, gear)

OPTIONAL ACCESSORIES

More accessories listed on page 10 & 17



STEALTH 1200 ADDITIONAL SEAT

Cushioned seat swivels 360° and has a folding backrest. Plastic base conforms to the grooves in the floor and is large enough to accommodate a marine battery or used for dry storage.

ITEM # 400256 Marsh Brown



STEALTH 1200 OAR LOCK KIT

Quick and easy installation of this kit adapts the Stealth 1200 for propulsion with oars. 5 ½ ft oars are recommended.

ITEM # 400233

STEALTH 2000

1-2 Person Sneak Boat

The Stealth 2000 accommodates enough space for two hunters or one hunter with a dog and necessary gear. The 2000 provides stability for sitting or standing, throwing decoys or shooting. Propel in shallow water with a push pole or deeper water with paddles or an electric trolling motor.

- 100% Thick and Rugged RotoMolded Polyethylene
- Air-Filled Inner Structure
- Foam-Filled Floor
- Catamaran Style Bottom For Outstanding Stability
- Foam-Padded Dog Platform
- Water-Resistant Storage Compartment
- Double Interior Gun Rack and Shell Holder
- 360° Cushioned Swivel Seat with Folding Backrest
- Non-Skid Floor
- Side Storage Areas
- Tie-Down Slots – Front and Rear
- Handles – Front & Rear



ITEM #	MODEL	COLOR	OVERALL DIMENSIONS	COCKPIT DIMENSIONS	WEIGHT	WEIGHT CAP
400091	Stealth 2000	Marsh Brown	12' L x 44" W x 15" H	8' L x 36" W x 10" H	130 lbs	460 lbs (person, motor, gear)



STEALTH 2000 ADDITIONAL SEAT

Cushioned seat with 360° swivel, folding backrest and a molded in cup holder/small storage compartment. The plastic seat base conforms to the grooves in the floor and is large enough to accommodate a marine battery or used for dry storage.
ITEM # 400257 Marsh Brown



STEALTH 2000 LAYOUT BLIND

Made of waterproof and windproof 600 Denier polyester. Features a cockpit zipper, flip-open doors built on an aluminum frame, padded low profile adjustable seat and vegetation straps.

ITEM # 401355 Karma Wetland


OPTIONAL ACCESSORIES

More accessories listed on page 10

ACCESSORIES

For Stealth 1200 & 2000 Sneak Boats

Custom designed accessories made to enhance your hunting experience. Like all Beavertail products, these accessories are made by hunters for hunters with premium quality and materials you have come to expect from Beavertail.



STEALTH FLIP-OVER BLIND

Made of extremely durable 600 Denier material with closeable shooting holes on the top and side. This blind features a flip-over aluminum frame for quick setup and spacious room for you and your gear. Dog doors on both ends of the blind and integrated vegetation straps for concealment.

Setup Dimensions 11' L x 39" W x 60" H Weight: 17 lbs

ITEM # 401354 Karma Wetland Fits Stealth 1200 & 2000



PADDLE

9ft kayak paddle with removable ends for easy storage.

ITEM # 400234



STEALTH MOTOR MOUNT

Allows the use of an electric trolling motor or outboard up to 2 HP on either Stealth boat models.

ITEM # 400222 Marsh Brown Fits Stealth 1200

ITEM # 400223 Marsh Brown Fits Stealth 2000

STEALTH DOG RAMP

Durable, polyethylene constructed dog ramp. Hooks onto the handle of both Stealth boat models, and swings up and out of the way.

ITEM # 400142 Marsh Brown
Fits Stealth 1200 & 2000



SNIPER

Field Blind

Extremely lightweight and portable field blind. All you need for a low-profile, moisture-resistant concealment, and all-day comfort.

- 600 Denier Windproof Polyester with Waterproof Bottom
- Low-Profile, Strong and Light Steel Framed Head & Back Support
- Built-In Backrest with Adjustable Back and Head Angle
- Interior Closed Cell Non-Absorbing Seat Pad
- Cushioned Head Rest
- Sewn-in Vegetation Straps
- Adjustable Shoulder Strap
- No Assembly Required



ITEM #	MODEL	COLOR	SET-UP DIMENSIONS	COLLAPSED DIMENSIONS	WEIGHT
401360	Sniper	Karma Wetland	84" L x 18" W x 13" H	24" L x 19" W x 5" H	9 lbs


OPTIONAL ACCESSORIES

More accessories listed on page 17



GHILLIE GRASS MAT

Built with 1,200 strands per mat and a rugged net backing that can be dyed or painted for any application. Designed to wrap corners and conform to any shape, while the three clip design allows for easy installation. One mat covers approximately 20 square feet.
ITEM # 400161 Green
400162 Natural



GHILLIE GRASS BUNDLES

Durable, all natural raffia with clip-on hooks for easy and fast installation. 10 Bundles per package will cover approximately 20 square feet.
ITEM # 400160 Green
400159 Natural

BIG GUNNER

Lift-Assist Field Blind

The Big Gunner is the next evolution in lift-assist blinds with space for hours of comfort in field. The lift-assist backrest has 2 adjustments for a subtle lift or a big push allowing you to get into position faster and concentrate on the shot.

- 600 Denier Windproof & Waterproof Material
- Aluminum Square Tube Frame for Superior Strength
- Lift-Assisted Back Rest
- Cushioned Head Rest & Adjustable Seat Cushion
- Interior Closed Cell Non-Absorbing Seat Pad
- Large Doors – Both Sides
- Increased Chest and Leg Room
- Large Face & Mesh Area
- Flagging Holes
- Interior Shell Holder Loops & Pouch



ITEM #	MODEL	COLOR	SET-UP DIMENSIONS	COLLAPSED DIMENSIONS	WEIGHT
401364	Big Gunner	Karma Wetland	92" L x 40" W x 20" H	58" L x 40" W x 7" H	26 lbs

BEAVERTAIL BLANKET

Allows total concealment in a variety of hunting fields! Low-profile polyester and burlap. Sewn-in vegetation straps for adding natural cover. No shadows. Dimensions 7' L x 4.5' W and Weighs 3.7 lbs.
ITEM # 401148 Chisel-Plowed Field
401149 Golden Grain
401189 Snow Camo



BIG GUNNER SNOW COVER

Slip over 600 Denier polyester snow cover with sewn-on vegetation straps.

ITEM # 400267

OPTIONAL ACCESSORIES

More accessories listed on page 17

PREDATOR

Portable Pit Blind

If you want the comfort and low-profile attributes of a pit blind, but also require the ability to move from spot to spot, then the Predator portable pit blind is for you.

- 100% Thick and Rugged RotoMolded Polyethylene
- Spring-Loaded Backrest for Immediate Action
- Storage Space Beneath Backrest
- Cushioned Headrest
- Contoured Seat
- Elbow Rests
- Flush-Mounted Shell Holders
- Custom Foot Locks



ITEM #	MODEL	COLOR	DIMENSIONS	WEIGHT
400246	Predator	Marsh Brown	78" L x 35" W x 11" H	34 lbs

OPTIONAL ACCESSORIES

More accessories listed on page 17

PREDATOR XCS (XTREME COVER SYSTEM)

Featuring the strongest frame on the market, the Predator XCS blind is made of aluminum square tubing and waterproof 600 Denier polyester fabric. Includes a flip-open lid, two openings for you and your dog, sewn-on vegetation straps for concealment, and easy access flagging holes on both sides. Fits both Predator and Predator XL. Overall Dimensions: 98" L x 48" W x 8"H, Weight 16 lbs. ITEM # 401356 Karma Wetland



PREDATOR XCS PACKAGE

Includes a Predator XCS and the #400246 Predator Portable Pit Blind.

ITEM # 401357 Karma Wetland

PREDATOR XL

XL Portable Pit Blind

Includes all of the great features of the Predator, but more spacious dimensions for increased storage space and comfort while hunting without sacrificing weight.

- 100% Thick and Rugged RotoMolded Polyethylene
- Spring-Loaded Backrest For Immediate Action
- Storage Space Beneath Backrest
- Cushioned Headrest
- Contoured Seat
- Elbow Rests
- Flush-Mounted Shell Holders
- Custom Foot Locks



ITEM #	MODEL	COLOR	SET-UP DIMENSIONS	WEIGHT
400249	Predator XL	Marsh Brown	79" L x 42" W x 12" H	39 lbs

OPTIONAL ACCESSORIES

More accessories listed on page 17

PREDATOR SNOW COVER

600 Denier polyester cover fits over the Predator XCS blind (#400080 or 401046). The cover features sewn-on vegetation straps for additional concealment.

ITEM # 400266



ACCESSORIES

For Man's Best Friend

DOG LADDER

Quick slide on-off installation. Add a Dog Ladder to your Custom Beavertail Boat, or any other low profile aluminum boat.

- Powder Coated Aluminum
- Adjustable Hooks and Legs

DOG BLIND

The perfect matching blind for your hunting companion. This low-profile Dog Blind conceals your dog from waterfowl while keeping the dog warm and dry in various weather conditions.

- 600 Denier Polyester with Waterproof Bottom
- Strong & Lightweight Aluminum Frame
- Folds in Half for Easy Transport & Storage
- Front Access Door
- Door Flap Hooks to Hold the Door Flaps Back
- Sewn-On Vegetation Straps
- Sewn-In Stake Down Loops
- Sewn-In Top Carry Strap
- Sewn-In Shoulder Strap



ITEM #	MODEL	COLOR	SET-UP DIMENSIONS	COLLAPSED DIMENSIONS	WEIGHT
400195	Dog Ladder	Olive Drab	23" L x 11" W x 7" H	-	9 lbs
401361	Dog Blind	Karma Wetland	40" L x 27" W x 19" H	27" L x 20" W x 3" H	6 lbs



ACCESSORIES

For Optimum Coverage

BEAVERTAIL BLANKET

Allows total concealment in a variety of field settings. 3D Camo outperforms conventional camo patterns. Leafy Ghillie-style mimics a chisel-plowed, harvested grain or snow covered field. Low-profile polyester and burlap. Sewn-in vegetation straps for adding natural cover. Effective with or without a blind. No shadows. Works great on wary, hard-hunted birds.



401148
Chisel-Plowed Field



401149
Golden Grain



401189
Snow Camo



GHILLIE GRASS BUNDLES

Durable, all natural raffia with clip-on hooks for easy and fast installation. 10 Bundles per package will cover approximately 20 square feet.

ITEM # 400160 Green
400159 Natural



GHILLIE GRASS MAT

Built with 1,200 strands per mat and a rugged net backing that can be dyed or painted for any application. Designed to wrap corners and conform to any shape, while our three clip design allows for easy installation. One mat covers approximately 20 square feet.

ITEM # 400161 Green
400162 Natural



401149 Golden Grain



401189 Snow Camo



SPORT SLED

Multi-Purpose, All Season Cargo Sleds

Beavertail Sport Sleds are great for hand pulling decoys, game, hunting gear or other uses around the yard. Our ultra-durable polyethylene sleds are made to get the job done for years to come..

- 100% Thick and Rugged RotoMolded Polyethylene
- 1-Piece, Seamless Design
- Aggressive Leading Edge
- Thick, Reinforced Outer Lip
- Extreme Weather Performance
- Tow Rope Included



SPORT SLED

SPORT SLED & DECOY HAULER PACKAGE

- Medium or Large Sport Sled
- Khaki Polyester Decoy Bag
- Tow Rope Included
- Holds 2-Dozen Full Body Goose Decoys with Stands or 3-Dozen Full Body Goose Decoys without Stands or 6-Dozen Duck Decoys
- Sewn-on Trim Lock
- Locking Draw Cords (2) At Top Opening
- Rear Mesh Drain Opening

ITEM #	MODEL	SLED COLOR	SLED DIMENSIONS	WEIGHT
401071	Small Sport Sled	Marsh Brown	43" L x 21" W x 9" H	6 lbs
401070	Medium Sport Sled	Marsh Brown	53" L x 25" W x 10" H	12.5 lbs
401072	Large Sport Sled	Marsh Brown	64" L x 29" W x 11" H	17 lbs
401041	Medium Sport Sled & Decoy Hauler Package	Marsh Brown	53" L x 25" W x 40" H	15 lbs
401242	Large Sport Sled & Decoy Hauler Package	Marsh Brown	64" L x 29" W x 40" H	20 lbs



MAGNUM XT SLED

Extreme Condition, All Season Cargo Sled

RotoMolding construction makes the Magnum XT Sled the ultimate in strength and durability and the perfect sled for hauling gear, game and decoys. Easily attaches to an ATV/UTV or snowmobile with the optional Sled Tow Hitch.

- 100% Thick and Rugged RotoMolded Polyethylene
- Tows Smoothly Behind ATV / UTV or Snowmobile
- Wide Sled Runners
- Optimum Attack Angle for Conquering Snow, Slush and Rugged Terrain
- Molded-In Hitch Pockets
- Molded-In Hyfax Runner Pockets
- Raised Back for Cargo Security
- Thick, Rugged Bottom and Reinforced Outer Lip
- Extreme Weather Performance




MAGNUM XT SLED

Decoys Not Included

MAGNUM XT SLED PACKAGE

- Magnum XT Sled
- Sled Tow Hitch
- Mesh Decoy Bungee Cover
- Carrying Capacity of 8 Dozen Duck Decoys
- Heavy-Duty Steel Tow Hitch with Baked-On Powder Coated Finish & Spring Loaded Coupler to Absorb Shocks and also Pivots
- Tows Smoothly Behind ATV/UTV or Snowmobile

ITEM #	MODEL	SLED COLOR	SLED DIMENSIONS	WEIGHT
401292	Magnum XT Sled	Marsh Brown	74" L x 38" W x 17" H	36 lbs
400265	Magnum XT Sled Package	Marsh Brown	74" L x 38" W x 17" H	42 lbs



HYFAX RUNNERS

5/8" thick high-density plastic runners bolt into the molded-in pockets on the bottom of the Magnum XT Sled for extra protection against wear. Mounting hardware included.
ITEM # 200045

SLED TOW HITCH

Add to the Magnum XT Sled to pull behind a ATV/UTV or Snowmobile. Sled must have hitch pockets to mount Tow Hitch to sled.
ITEM # 200086



OPTIONAL ACCESSORIES



TRAILERS

1500 lbs Multi-Purpose

Easy to hook up and go. A trailer is a must have for many hunting, yard and field needs. The BeaverTail Trailer is built heavy-duty for any task.

- Industry Strongest RotoMolded Trailer Body
- Molded-In Power Rail Frame
Creates One Ultra-Strong Body
- Reinforced Outer Lip for Remarkable Wall Strength
- Tilt-n-Swivel Side and Rear Dumping
with Tipper Latch
- Tows Smoothly Behind an ATV / UTV
- Greasable Roller Bearings



SUPER XPRESS



XPRESS 15

ITEM #	MODEL	COLOR	OVERALL DIMENSIONS	LOAD CAPACITY	CUBIC FOOT	FLOTATION TURF TIRES	ADDITIONAL FEATURES
401317	Super Xpress	Marsh Brown	65" L x 46" W x 14" D	1500 lbs	20	18" x 9.5" x 8"	High-Speed Bearings High Clearance Axle, 4-Bolt Hub, 2" Ball Coupler
401316	Xpress 20	Marsh Brown	65" L x 46" W x 14" D	1200 lbs	20	18" x 8.5" x 8"	Integrated Hub with Grease Needles/Roller Bearings, Pin Style Hitch
401314	Xpress 15	Marsh Brown	65" L x 36" W x 14" D	1200 lbs	15	18" x 7" x 8"	Integrated Hub with Grease Needles/Roller Bearings, Pin Style Hitch



COOLERS

Built for Extreme Conditions

BeaverTail Coolers are designed and manufactured to deliver the highest level of ice retention available. Whether hunting in the field or on the water or tailgating, BeaverTail Coolers are up the task and built to last.

- Thick and Rugged, RotoMolded Polyethylene
- Pressure Injected Polyurethane Insulation
- Quick-Turn Drain Plug with Gasket
- Freezer Quality Lid Gasket
- Quick Release Compression Lid Latches
- Oversized, Non-Slip, Non-Marking Feet
- Hold-Fast Tie Down Slots
- Secure Padlock Through-Holes
- IGBC Certified Bear Resistant
- Salt Water Tested and Approved Hinge Pins and Hardware
- Aluminum Core Foam Encased Handle



ITEM #	CAPACITY QUARTS	GALLONS	LITERS	WEIGHT	OUTSIDE DIMENSIONS	INSIDE DIMENSIONS
401180	42 Qt	10.5 Gal	39.75 L	27.5 lbs	27" L x 17" W x 16.5" H	19.5" L x 11.75" W x 12" H
401275	62 Qt	15.5 Gal	58.67 L	38 lbs	32" L x 19.25" W x 18" H	23.5" L x 12.75" W x 13" H

BEAVERTAIL

HUNTING ON WATER.

At the first voyage and every trip after you'll love your Beavertail custom boat. Offering premium quality materials and second-to-none standard equipment, a Beavertail Custom Aluminum Boat is your only choice for creating a truly one-of-a-kind, boat with the add-ons you want. Beavertail's mission is for your hunting boat to meet your personal usage needs as well as your hunting style.



BOAT BLINDS

The Original Flip-Over Blind

Beavertail full-size boat blinds are designed for exceptional concealment and superior functionality. Attaches to your boat with ease and provides enough clearance for everyone in the boat.

- 600 Denier Polyester with Polyurethane Backing. Stitched with Nylon Thread
- Adjustable Telescoping Gunnel-to-Gunnel Frame
- Marine Grade Aluminum and Galvanized Frame Tubing
- Ultimate Clearance Allows Use of Bench Seats, Gun Boxes & Storage
- Closeable Shooting Holes
- Sewn-OnVegetationStrapsforCompleteCamouflage
- Quick Attach / Detach – No Drilling
- Can Be Broken Down for Easy Storage / Transport
- Accommodates Square-Front and V-Front Jon Boats



- Mounts on Top of Existing Beavertail 1400, 1600, 1700 & 1800 Boat Blinds
- 600 Denier Polyester Shell Provides Concealment & Protection From Elements
- Light-Weight, Powder-Coated Modified Square Aluminum Frame
- Sewn-On Vegetation Straps For Complete Camouflage
- Quick Attach / Detach
- Can Be Broken Down For Easy Transport

UNRIVALED CONCEALMENT, ACCESSIBILITY AND COMFORT.



Karma Wetland



Blind Spot Timber

FLIP-TOP BLIND

BOAT BLIND AND BOAT NOT INCLUDED



OPTIONAL BOAT BLIND EXTENSION KIT

Extends the boat blind frame length up to 14" to accommodate varied seating situations. Kit includes 4 extension poles & hardware.

ITEM # 401153



ITEM #	MODEL	COLOR	FRAME LENGTH	FRAME ADJUSTABLE HEIGHT	FOR BEAVERTAIL BOAT BLIND SERIES
401346	1400/1600 Flip-Top	Karma Wetland	8' 9" L	16-24"	1400 (14' to 15') and 1600 (15' to 16')
401347	1400/1600 Flip-Top	Blind Spot Timber	8' 9" L	16-24"	1400 (14' to 15') and 1600 (15' to 16')
401348	1700/1800 Flip-Top	Karma Wetland	11' 8" L	16-24"	1700 (16' to 18') and 1800 (17' to 20')
401349	1700/1800 Flip-Top	Blind Spot Timber	11' 8" L	16-24"	1700 (16' to 18') and 1800 (17' to 20')





LONG TAIL MOTORS

Backwater Motors

Beavertail's legendary motors are the industry leaders of Long Tail motors with models ranging from the lightweight 6.5 HP to the 40 HP beast, we have a motor to fit any of your backwater applications.

- The 6.5 HP Model has an Aluminum Frame
- Models 13 HP and Up have a Uni-Seamless, Robotic Welded Steel Frame (CNC Milled & Laser Cut for Alignment Accuracy)
- Flat Marine Olive Drab Power Coat with Zinc-Rich Undercoat Primer Powder Coat
- Stainless Steel Removable Bearing Assemblies
- Upper & Lower Stainless Removable Caps & Seals
- Polished, Ground Balanced & Electroless Nickel-Plated Drive Shaft
- Performance Series Stainless Steel Prop (Super Weedless, Heavy Cupped)
- 360 Degree Swivel Tailshaft (Swings into Boat) with True Safety Stop Spring Pin
- Adjustable Rubber Vibration Dampener for Motor Trimming Capability

6.5 HP VANGUARD ALL ALUMINUM SUPER-LITE


Lightweight status, big performance.
ITEM # 400214

13 HP VANGUARD MARINE

Excellent for small to medium boats.
ITEM # 400208

23 HP VANGUARD MARINE

Excellent for small to medium boats.
ITEM # 401089



26.5 HP KOHLER EFI

Exclusive closed-loop technology. Better fuel efficiency, adapts to weather, reliable starts.
ITEM # 401150

35 HP VANGUARD MARINE

Legendary power & durability, this is the epitome of what a backwater motor should be.
ITEM # 400212

40 HP VANGUARD EFI

Exclusive closed-loop technology. Speed & better fuel efficiency, adapts to weather, reliable starts. High capacity electric fuel pump.
ITEM # 401394



SERIES X PROPELLER

Standard Prop for all Beavertail Motors

Performance Series X Propellers are extensively tested to match perfectly with each engines power characteristics for the combination of high speed and aggressive mud performance. They are designed with the blades shaped and negatively raked to reduce any chance of weed buildup around the propeller hub.

Longtail Props are threaded 3/4 - 10
Surface Drive Props have a 3/4 hex



ITEM #	MODEL	ENGINE	UNITS OF VOLUME DISPLACEMENT	STARTER	ALTERNATOR	REV-LIMITER	OTHER UNIQUE FEATURES	PROPELLER	APPROX. WEIGHT	ENGINE WARRANTY
400214	6.5 HP Vanguard All Aluminum Super-Lite	Single Cylinder	205cc	Electric Start/Backup Pull Start	1.5 Amp	Govenor	Enclosed Fuel Tank	7 x 4 Performance Series X	70 lbs	3 Year
400208	13 HP Vanguard Marine	V-Twin	479cc	Electric Start/Backup Pull Start	16 Amp	Govenor	Case Iron Sleeves, Oil Pump	8 x 4 Performance Series X	145 lbs	3 Year
401089	23 HP Vanguard Marine	V-Twin	627cc	Electric Start/Backup Pull Start	16 Amp	4350	Stainless Steel Muffler, Digital CDI Ignition	9 x 4 Performance Series X	150 lbs	3 Year
401150	26.5 HP Kohler EFI	V-Twin EFI	747cc	12 volt Electric Start	20 Amp	4350	Closed Loop Fuel Injection, OHV, Cast Iron Sleeves, Aluminum Block	9 x 7 Performance Series X	174 lbs	2 Year
400212	35 HP Vanguard Marine	V-Twin 90 Overhead Valve	993cc	12 volt Electric Start	20 Amp	4350	4200 RPM, Lighter Flywheel, S. S. Muffler, Digital CDI Ignition	9 x 6 Performance Series X	220 lbs	3 Year
401394	40 HP Vanguard EFI	V-Twin 90 Overhead Valve EFI	993cc	12 volt Electric Start	20/50 Amp	4750	Full Pressure Lubrication System, Stainless Steel Muffler	9 x 9 Performance Series X	225 lbs	3 Year

SURFACE DRIVE MOTORS

Backwater Motors

Surface Drive Motors make short work of any swamp, bayou, backwater or slough with top performance.

- Aircraft Grade Aluminum Frame and Housing
Reduces Overall Weight
- Extended Drive Shaft for Deeper Surface Penetration
- Tilt and Trim Travel Lock
- Easy Access Belt Tensioner
- One Hand Operation
- Stainless Steel Muffler
- CMCTilt and Hydraulic Trim Actuator
- 6061 – T6 Aluminum Alloy Construction
- 18.8 Stainless Steel Fasteners
- Thrust (Extend): 5000 lbs. Min.
- Thrust (Retract): 3750 lbs. Min.

All units come with undercoat primer powder coat

35 HP VANGUARD MARINE

Awesome acceleration along with great top end speed. Optimum performance.

ITEM # 400216 16" Transom
400220 20" Transom

40 HP VANGUARD EFI

Maximum horsepower and closed-loop technology for better fuel efficiency, adapts to weather & reliable starts.

ITEM # 401278 16" Transom
401277 20" Transom

ITEM #	TRANSOM	MODEL	FEATURES
400216	16"	Surface Drive 35 HP Vanguard	V-Twin 90 Overhead Valve/993cc, Magnetron® Electronic Ignition, Oil Cooler
400220	20"	Surface Drive 35 HP Vanguard	

401278	16"	Surface Drive 40 HP Vanguard EFI	V-Twin 90 Overhead Valve/993cc, High Pressure Fuel Pump Module, Electric Control Module (ECU), Electronic Ignition, Performance Stainless Steel Muffler
401277	20"	Surface Drive 40 HP Vanguard EFI	





CUSTOM BOATS

Aluminum, Flat-Bottomed


At Beavertail, we are building a legacy of one custom boat at a time. At the heart of every boat you'll find features that other manufactures call "options", we consider them standard equipment.

- Blinds Pages 24-25
- Long Tail Motors Pages 26-27
- Surface Drive Motors Pages 28-29
- Custom Boats Accessories Pages 32-33

STANDARD EQUIPMENT

- Exclusive Forward Tapered Front Deck to Run Water Out of the Bow
- Foam-Filled Floor, Front Deck & Flotation Pods for Extra Lift & Load Offset
- Heavy-Duty Olive Drab Paint or Customize with Camo Pattern (shown), Both are Non-Reflective Wear-Resistant Finishes
- Built-In Interior Tubing for Accessory Wiring
- All Welded, Durable 5052 Series 100 Gauge Aluminum Hull, Stern & Sidewalls

ITEM #	BOAT MODEL	SIZE	HP RATING	MAX CAPACITY PERSONS, MOTOR, GEAR	APPROX. OVERALL WEIGHT
400106	1548	15' Long with 48" Wide Bottom	35	700	494
400009	1648	16' Long with 48" Wide Bottom	40	750	524
400107	1654	16' Long with 54" Wide Bottom	45	850	592
400110	1754	17' Long with 54" Wide Bottom	45	950	609
400111	1760	17' Long with 60" Wide Bottom	50	1000	641
400112	1854	18' Long with 54" Wide Bottom	50	1000	651
400113	1860	18' Long with 60" Wide Bottom	55	1100	673
400116	2060	20' Long with 60" Wide Bottom	60	1300	754
400017	2072	20' Long with 72" Wide Bottom	65	1600	872



STANDARD EQUIPMENT

- Exclusive Forward Tapered Front Deck to Run Water Out of the Bow
- Foam-Filled Floor, Front Deck & Flotation Pods for Extra Lift & Load Offset
- Heavy-Duty Olive Drab Paint or Customize with Camo Pattern (shown), Both are Non-Reflective Wear-Resistant Finishes
- Built-In Interior Tubing for Accessory Wiring
- All Welded, Durable 5052 Series 100 Gauge Aluminum Hull, Stern & Sidewalls

- Flat, Diamond Plate Floors & Forward Deck for an Ultra-Non-Slip System
- 24" Sidewalls
- Heavy-Duty Rub Rail Sidewall Cap

CUSTOM BOATS

Aluminum, Flat-Bottomed

- Two, 10 Ft. Water-Resistant Gun Boxes for Stowing Extra Gear
- Many Different Motor Options to Customize Build Your Perfect Backwater Boat
- Drop-Floor in Stern for Securing Batteries & Fuel Tank
- Performance Flotation Pods
- Front and Rear Exterior Grab Handles



Become invisible to waterfowl, see Boat Blind options on pages 24 & 25.
From seats to performance pods, build your dream custom boat with options on pages 32-33.



CUSTOM BOAT

Optional Accessories

With Beavertail's full line of Custom Boat options, you can customize your boat the way YOU want it.

Blinds Pages 24-25

Long Tail Motors Pages 26-27

Surface Drive Motors Pages 28-29

Custom Boats Pages 30-31



PERFORMANCE PODS

Revolutionary flotation technology, Beavertail's Performance Pods have changed the game with maximizing motor efficiency and providing the longest plane possible.

- Small Fits - 14', 15' & 16' Boats Item # 400245
- Medium Fits - 17' & 18' Boats Item # 400244
- Large Fits - 20' Boats. Item # 400243



- Up to 200 lbs of Extra Flotation & Engineered for Strength
- Eliminates Negative Performance Associated with the Weight of a 4-Stroke Air-Cooled Motor
- Eliminates Tail Drag Associated with Shallow Water Running
- Boats Float Flat and Draft Considerably Less Providing Virtually Unlimited Capabilities in Shallow Water
- Dramatically Increases Out of the Hole Take Off
- Significantly Reduces All Transom Back Splash
- Funnels Water to the Propeller in the Shallowest Environments Providing the Ability to Start Out and Get on Plane Quickly
- No "Over-Turning your Mud Motor" Worries
- Helps Limit Uncontrolled Spins by Acting as a Stop
- Reduces Engine Laboring and Fuel Consumption
- Compliments Engine Power Trim
- Dog Sitting Platform (while stopped)

LIGHTING & ELECTRICAL

12 VOLT PLUG-IN Front or Rear Item # 400001

BILGE PUMP Switched Item # 400036

BATTERY
500 CCA. Item # 400029

BATTERY BOX Item # 400032



NAVIGATION LIGHTS
Switched Front & Rear with Panel
Item # 400197



LED SWAMP HEADLIGHTS
Sirius Pro Series 10" Flood/Spot Combo
Item # 401174



3 INTERIOR LIGHTS
Switched
Item # 400196



CUSTOM BOAT

Optional Accessories



HYDRAULIC PEDESTAL SEAT
Cushioned weather-resistant fabric seat which swivels 360° and has a durable plastic frame with folding backrest.
Item # 400259 Realtree Max-4®



SEAT PEDESTAL BASES
Welded into Boat Floor, 3/4" pin.
Item # 400237

SEATING

- CUSTOM CAMO PAINT. Item # 400235
- FUEL TANK Item # 400270
- LIVE WELL IN STARBOARD WIDER GUN BOX Item # 400200
- 28" SIDEWALLS FOR 48"— 60" Item # 400015
- .125 GAUGE BOTTOM must have if ordered w/o Keels Item # 400718
- WIDER GUN BOX Each. Item # 400165
- STAKE-OFF LOOPS. Item # 400201

- BOW SHOOTING PLATFORM Item # 400095
- 15" FRONT DECK EXTENSION FOR 54"-60" BOTTOM Item # 400426
- 28" DECK EXTENSION W/ STORAGE COMPARTMENT Item # 401303
- 10' ALUMINUM PUSH POLE Item # 400252
- 10' PUSH POLE MOUNTING SYSTEM Item # 400169
- REMOVABLE STAND UP BAR Item # 400027

OTHER OPTIONS

If you can dream it, we can build it. Your hunting boat should meet your personal usage needs as well as your hunting style. We've provided the basics and a list of our popular options. Tell us what you are looking for and we will make your dream a reality.



ICE BREAKER CORNER GUARDS
Protects boat while breaking through thin ice.
Item # 400183



TROLLING MOTOR MOUNT SYSTEM
with Wiring and Plate
Item # 400227



20" TRANSON
For Tall Transom Motors
Item # 400013



SUPERIOR REALISM.

Featuring the fine-feather detail and uncanny realism of a Master Carver's creation, Our decoys are durable in all seasons and available at a price that won't blow your budget out of the water.

DOA Decoys was founded on the core principles of superior realism, durability, value and customer service. Initial buzz went viral and before long we'd earned a loyal following amongst the increasingly discerning hunters of the digital era.

With more waterfowl hunters in the field than ever before — many of them employing similar tactics learned and shared online — decoy realism is more important than ever. That's why we model our decoys on masterpieces painstakingly carved and hand-painted by award-winning wildlife artists.

By combining an artisan's attention to detail and an unrivaled paint process in a single, molded proprietary blend of High Density Polyethylene (HDPE) and Low-Density Polyethylene (LDPE), we can proudly provide incredibly realistic and durable decoys. Sure to draw birds to your spreads better than anything else, our durable decoys are purpose-built to withstand the extreme conditions that waterfowl hunters face season to season — from sweltering early-season outings to frigid winter hunts.

From Canada to Arkansas, from the first day of the season to the last, no matter what flyway you hunt, DOA Decoys will pull more birds to your spread.





Full Body Goose

Dominator Series Field Decoys

The Dominator Series Field Decoys from Beavertail/DOA Decoys is the pinnacle of modern goose decoys. We hired two of the best wildfowl carvers in the world to create the most anatomically correct, realistic decoys ever brought to market.

- Revolutionary "HEX" Base Generation Motion System Creates Realistic Motion in the Slightest Wind
- Oversized
- High Definition Paint Process
- New Carvings by World Champion Glenn Ladenberger Rivalled Only by Mother Nature
- 5 Poses
- One-Piece Base Design Prevents Breaking
- All New Plastic Blend for Extreme Durability and Paint Retention
- Flocked Heads and Tails

		Body Style	Dimensions with Base	Weight
Item # 450040	6 Pack	2 Stretched Feeders & 1 Arched Feeder	15" L x 26" W x 9.5" H	3.25 lbs
		1 Active & 1 Looker	22" L x 18.5" W x 10.5" H	3.2 lbs
		1 Sentry	25" L x 19" W x 10" H	3.2 lbs





Full Body Goose


Rogue Series Field Decoys

The pinnacle of modern goose decoys. All DOA decoys are created by the best wildfowl carvers in the world. These master carvers capture every detail, these are the most anatomically correct, realistic decoys available.

- 8-Step Paint Process Layers Colors and Highlights Incredible Detail to Bring Decoys to Life
- Flocked Head and Tail
- 1-Piece Vulcanized Plastic Construction - HDPE and Rubber Withstands an Amazing Amount of Abuse
- Porous Properties Give Decoys Unrivaled Paint Retention
- Oversized HEX Base with Stabilizing Cross Member Keeps Decoys Upright Even in High Wind Situations
- Molded Motion Cone Recessed into the Decoys Creating Smooth, Life-Like Movement Even in the Lightest Winds



		Body Style	Pieces Per Pack	Dimensions with Base	Weight
Item # 450002	6 Pack	Feeders	6	15" L x 26" W x 9.5" H	3.25 lbs
Item # 450000	6 Pack	Feeders	3	15" L x 26" W x 9.5" H	3.25 lbs
		Active Head	2	22" L x 18.5" W x 10.5" H	3.2 lbs
		Sentry Head	1	25" L x 19" W x 10" H	3.2 lbs





Sleeper Shells

Rogue Series Field Decoys

Late season means cold temperatures and wary birds. To be successful, you need to duplicate what the birds are doing and realism is a must. That's why we took extra care when creating our Rogue Series Sleeper Shells.

- 8-Step Paint Process Layers Colors and Highlights Incredible Detail to Bring Decoys to Life
- Flocked Head and Tail
- 1-Piece, Stackable Construction of Durable HDPE and LDPE Plastic
- Forward Weighted Design Eliminates Blow Over in High Winds
- Ground Gripper Perimeter for Stability



Item # 450003	12 Pack	Body Style	Pieces Per Pack	Dimensions with Base	Weight
		Sleeper Shell	12	23.5" L x 8.5" W x 9" H	3.25 lbs



Goose Floaters

Rogue Series Water Decoys

Hunting geese over water can make for some of the most memorable and exciting waterfowling experiences. We took the same processes that make our full body decoys top of the line and applied them to our Rogue Series Goose Floaters.

- 8-Step Paint Process Layers Colors and Highlights Incredible Detail to Bring Decoys to Life
- Movable Flocked Head
- 1-Piece Construction of HDPE and LDPE Plastic
- Recessed, Weighted Hexagonal Keel Provides Movement in the Slightest Wind or Current
- Line Tie-Off On Keel



Item # 450001	6 Pack	Body Style	Pieces Per Pack	Dimensions with Base	Weight
		Active Head	4	20" L x 10.5" W x 11" H	4.5 lbs
		Sentry Head	2	20.5" L x 10.5" W x 13" H	4.5 lbs





FILLER SOCKS

Migration Series Field Decoys

Snow Goose hunting has always been about running big spreads to decoy these cautious birds into gunning range. Our Filler Socks are an effective addition to any full body snow goose rig or can be utilized as a stand alone sock spread. The stakes coil support keeps the mouth open providing life-like motion with the slightest breeze.

- Fully Painted Tyvek™ Fabric Screen Printed with UV Inks
- Heavy Gauge Spring Wire Backbone Keeps Socks Inflated in No Wind Situations
- Pointed 28" Fiberglass Stake with Coil Support
- Power Grip Handle for Quick Set-up & Tear Down
- Drain Hole for Hunting in Heavy Moisture Conditions



Item # 450009	50 Pack	Body Style	Pieces Per Pack	Open Body Dimensions
		Blue Filler Sock	10	27.5" L x 10" W x 11" H
		Snow Filler Sock	40	27.5" L x 10" W x 11" H



DECOY BAGS

Be Organized During Transportation

DOA Decoys are built ruggedly tough but organization during transportation is a must and extra protection for your investment doesn't hurt either. The user friendly stand alone designed bags provide an easy loading solution to fit any situation. We offer three different bags, each featuring

- Water-Resistant Fabric
- Sewn-In Carry Handles
- Foam-Padded Sides for Decoy Protection but Also Allows the Bag to Stand Alone
- Quick Drain Bottom Allows Decoys to Dry Faster
- Item #450020 6-Slot Full Body Goose Bag Includes a Dust Cover, Base Storage Area and Shoulder Strap



	Bag Style	Dimensions	Weight
Item # 450020	6-Slot Full Body Goose Bag	31" L x 18" W x 23" H	3 lbs
Item # 450021	6-Slot Goose Floater Bag	27" L x 19" W x 23" H	3 lbs
Item # 450022	12-Slot Duck Floater Bag	28" L x 24" W x 16" H	3 lbs





MALLARD FLOATERS

Refuge Series Water Decoys

There is nothing like watching Mallards work decoys over water and our decoys take the water hunting experience to the next level. Each Floater goes through an unrivaled paint process to bring to life the most realistic Mallard decoy on the market. From Canada to Arkansas, the first day of the season to the last, our Refuge Series Decoys are guaranteed to put birds in your face.

- Individually Hand Painted
- 1-Piece Construction of HDPE and LDPE Plastic
- Recessed, Weighted Hexagonal Keel Provides Movement in the Slightest Wind or Current
- Line Tie-Off On Keel



Item # 450025	6 Pack	Body Style	Pieces Per Pack	Dimensions with Base	Weight
		Upright Hen	1	17" L x 6.75" W x 7" H	2.5 lbs
		Rester Hen	1	16" L x 7" W x 5.25" H	2.5 lbs
		Upright Drake	1	16.5" L x 7.25" W x 7.5" H	2.5 lbs
		Rester Drake	2	16" L x 7" W x 6" H	2.5 lbs
		Skimmer Drake	1	16" L x 7" W x 6" H	2.5 lbs



BLACK DUCK FLOATERS

Refuge Series Water Decoys

DOA Black Duck Floaters are the perfect addition to any spread, no matter what flyway you are hunting, adding Black Duck decoys to your spread will increase its visibility as well as a guarantee to bring leery birds in even closer.

- Individually Hand Painted
- 1-Piece Construction of HDPE and LDPE Plastic
- Recessed, Weighted Hexagonal Keel Provides Movement in the Slightest Wind or Current
- Line Tie-Off On Keel



Item # 450008	6 Pack	Body Style	Pieces Per Pack	Dimensions with Base	Weight
		Upright Hen	1	17" L x 6.75" W x 7" H	2.5 lbs
		Resting Hen	2	16" L x 7" W x 5.25" H	2.5 lbs
		Upright Drake	1	17" L x 6.75" W x 7" H	2.5 lbs
		Resting Drake	2	16" L x 7" W x 5.25" H	2.5 lbs





GREENWING TEAL FLOATERS


Refuge Series Water Decoys

Individually hand painted to bring out detail and realism not found in any other teal decoy. We over-size our decoys so they stand out in the water to catch the attention of flocks from far away and the realistic dance on the water ensures them it is ok to land.

- Individually Hand Painted
- Oversized to Draw in Flocks from Far Away
- 1-Piece Construction of HDPE and LDPE Plastic
- Recessed, Weighted Hexagonal Keel Provides Movement in the Slightest Wind or Current
- Line Tie-Off On Keel



Item # 450007	6 Pack	Body Style	Pieces Per Pack	Dimensions with Base	Weight
		Upright Hen	2	12.75" L x 5.25" W x 5.5" H	1.25 lbs
		Resting Hen	2	12.25" L x 5.5" W x 4" H	1.25 lbs
		Resting Drake	2	13.5" L x 5.5" W x 5" H	1.25 lbs





BLUEBILL FLOATERS

Open Water Series Water Decoys

Bluebills are notorious for their high speed, low altitude approaches into decoy spreads and the havoc that plays on most decoys. That's why DOA Decoys has upped the diver game with our Bluebill decoys. Each of these floaters is foam filled with high grade, closed cell, foam to withstand anything Mother Nature or your beloved shotgun can throw at them. We also applied our ultra-realistic paint processes, and added in a gang rig loop at the bottom of the recessed and weighted keel for fast setups and take downs. 6 to a box: 1 - Upright Hen, 3 - Upright Drakes, 2 - Resting Drakes.

- Individually Hand Painted
- 1-Piece Construction of HDPE and LDPE Plastic
- Recessed, Weighted Hexagonal Keel Provides Movement in the Slightest Wind or Current
- Line Tie-Off On Keel



Item # 450032	6 Pack	Body Style	Pieces Per Pack	Dimensions with Base	Weight
		Upright Hen	1	12.5" L x 5.5" W x 7.25" H	2.5 lbs
		Upright Drake	3	13.25" L x 6.25" W x 6.75" H	2.5 lbs
		Resting Drake	2	11.75" L x 6.5" W x 6" H	2.5 lbs



CANVASBACK FLOATERS

Open Water Series Water Decoys

The King of waterfowl has finally met his match. The DOA Canvasback floaters feature everything you have come to expect from DOA Decoys, extreme realism, ease-of-use, and indestructibility. Each of these magnum sized floaters is foam filled with high grade, closed cell foam, to withstand anything Mother Nature or your beloved shotgun can throw at them. We didn't stop there, we also incorporated a gang rig loop at the bottom of the recessed and weighted keel for fast setups and take downs. Packaged 6 to a box: 1 - Upright Hen, 3 - Upright Drakes, 2 - Resting Drakes.

- Individually Hand Painted
- 1-Piece Construction of HDPE and LDPE Plastic
- Recessed, Weighted Hexagonal Keel Provides Movement in the Slightest Wind or Current
- Line Tie-Off On Keel



Item # 450031	6 Pack	Body Style	Pieces Per Pack	Dimensions with Base	Weight
		Upright Hen	1	14.75" L x 7.5" W x 7.25" H	3.5 lbs
		Upright Drake	3	17.5" L x 7" W x 9.25" H	3.5 lbs
		Resting Drake	2	14.25" L x 7.5" W x 6.25" H	3.5 lbs





MASTERPIECES

Master Carvers' award-winning works of art come to life in DOA Decoys.

With more and more waterfowl hunters showing birds similar strategies, realistic decoys are more important than ever. That's why DOA molds our lifelike decoys from one-of-a-kind creations carved and painted by award-winning wildlife artists.

After an exhaustive review of award-winning wildlife art, we enlisted world class, world champion Master Carver Glenn Ladenberger to bring to life a full line of waterfowl decoys with fine-feather detail and unrivaled realism.

The works of art that Glenn fashions from solid blocks of Tupelo wood can take hundreds of hours to carve and paint. After that, we make molds of the artists' creations from a blend of rubberized plastic and EVA copolymer. This proprietary combination allows specially mixed paints to penetrate and adhere in an exclusive eight-step process that layers colors and highlights fine-feather details, bringing our decoys to life.

Such unrivaled mastery of carving, molding and manufacturing results in our market-leading line of gunning decoys.

